

Measurement of τ mass at BESIII

Xiaohu Mo
On behalf of
BESIII
Collaboration

The 9th International Workshop on e^+e^- collisions from ϕ to ψ 2013
Sapienza University, Rome, Italy, 9th–12th, September, 2013

Motivation of high accurate τ mass measurement

Elementary parameter in SM (PDG2012)

- $M_e = 0.510998910 \pm 0.000000013$ (2.6×10^{-8})
- $M_\mu = 105.658367 \pm 0.000004$ (3.8×10^{-8})
- $M_\tau = 1776.82 \pm 0.16$ (9.0×10^{-5})

Lepton universality testing

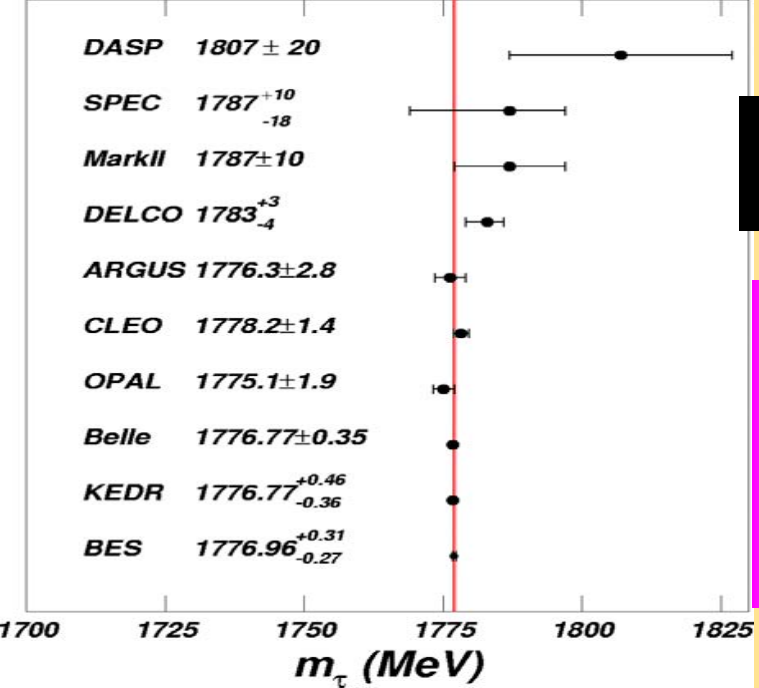
$$\left(\frac{g_\tau}{g_\mu}\right)^2 = \frac{\tau_\mu}{\tau_\tau} \left(\frac{m_\mu}{m_\tau}\right)^5 \frac{B(\tau \rightarrow e \nu_e \nu_\tau)}{B(\mu \rightarrow e \nu_e \nu_\mu)} (1 + \Delta_e)$$

g_τ and g_μ : coupling constants;
 τ_τ and τ_μ : life time of τ and μ ;
 $B(\tau \rightarrow e \nu_e \nu_\tau)$ and $B(\mu \rightarrow e \nu_e \nu_\mu)$:
decay branching ratio; Δ_e : correct
factor (phase factor, radiative
correction factor of QED, correct
factor of propagator of W-meson
etc.)

Yoshio Koideo (1981) equality testing

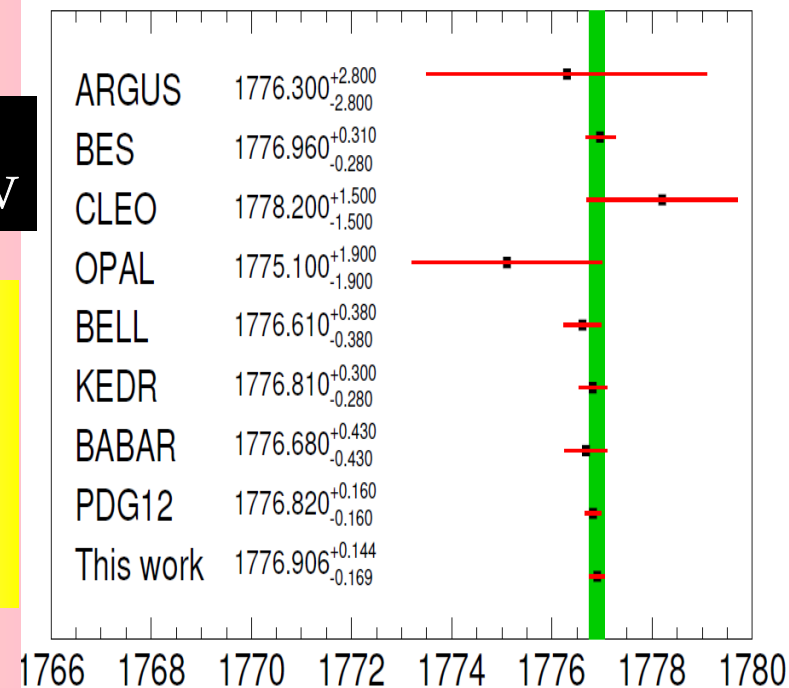
$$m_e + m_\mu + m_\tau = \frac{2}{3} \left(\sqrt{m_e} + \sqrt{m_\mu} + \sqrt{m_\tau} \right)^2 \quad \Delta f_m = \sqrt{\sum_{i=e,\mu,\tau} \left(m_i - \frac{2}{3} \sum_{k=e,\mu,\tau} \sqrt{m_i m_k} \right)^2} \cdot \left(\frac{\delta m_i}{m_i} \right)^2$$

$\rightarrow \Delta f_m \cong 1/3 \delta m_\tau$



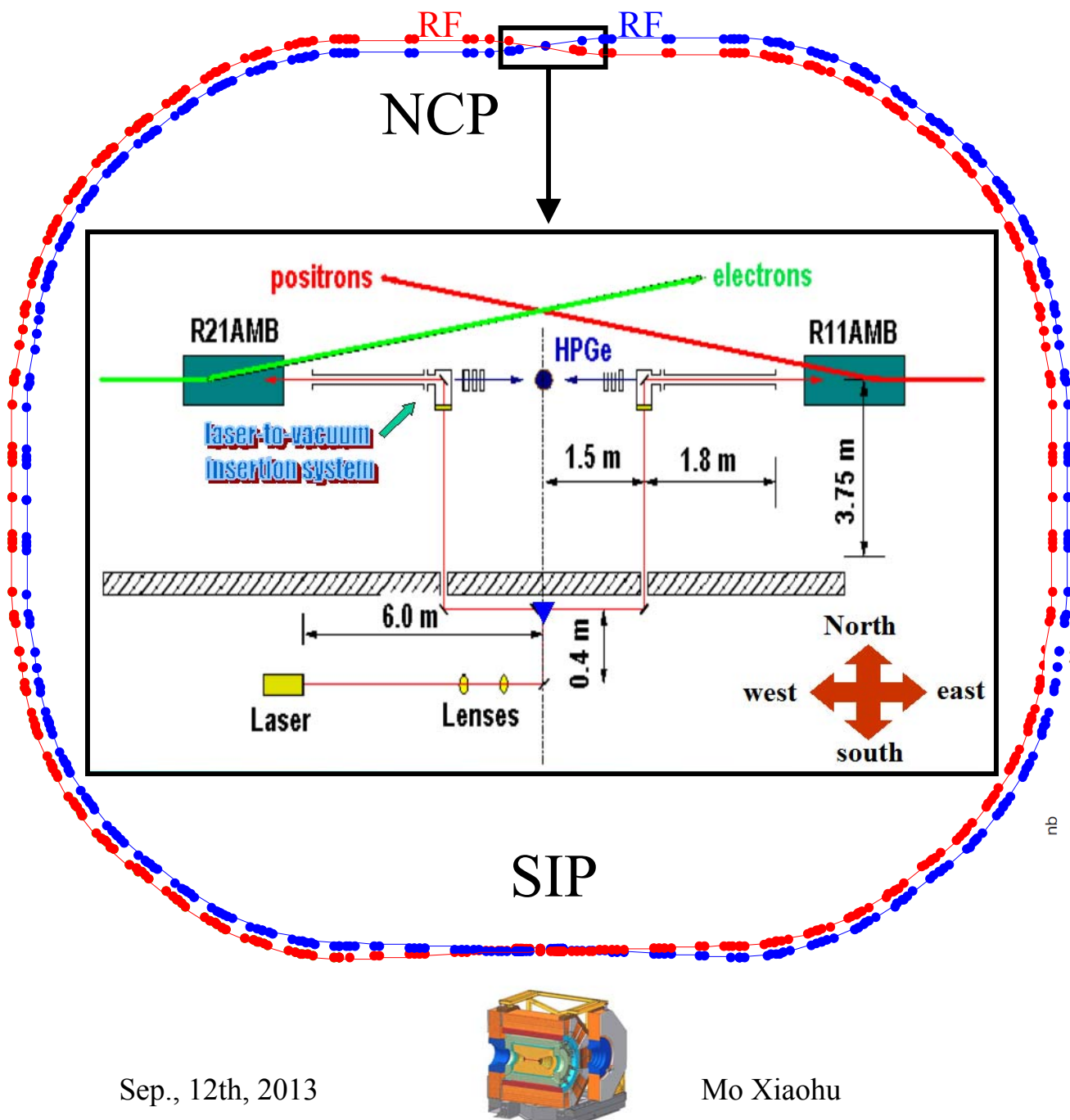
PDG2012:
 $1776.82 \pm 0.16 \text{ MeV}$

m_τ




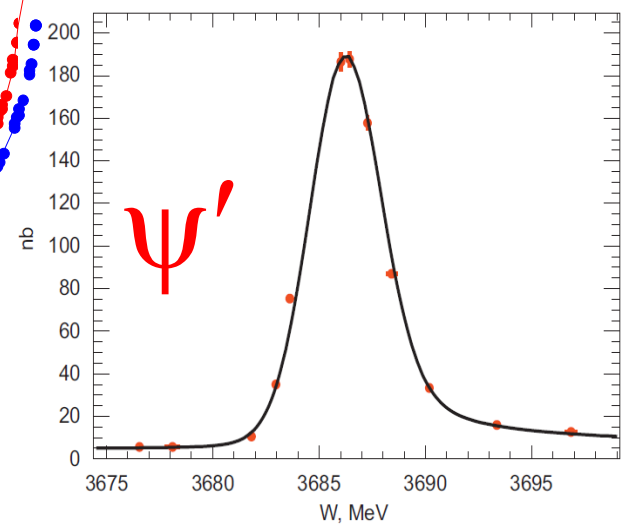
Method: Pseudo-mass and threshold scan

τ lepton mass measurement [value+statistic +systematic error]	Year	Ex. Group	Data sample	Method
$1776.68 \pm 0.12 \pm 0.41$	2009	Babar	423 fb ⁻¹	Pseudo-mass
$1776.81 + (+0.25 - 0.23) \pm 0.15$	2007	KEDR	6.7 pb ⁻¹	Scan
$1776.61 \pm 0.13 \pm 0.35$	2007	Belle	414 fb ⁻¹	Pseudo-mass
$1776.96 + (+0.18 - 0.21) + (+0.25 - 0.17)$	1996	BES	5.1 pb ⁻¹	Scan



For BEPCII
 Energy accuracy
 Improvement :
 $10^{-3} \rightarrow 5 \times 10^{-5}$

$\delta m_{\psi'}/m_{\psi'} = 2 \times 10^{-5}$;
 $\delta \Delta / \Delta = 6\%$.



Content

- 1. Scan optimization*
- 2. Data taking*
- 3. Analysis*

- 1) Energy point determination*
- 2) Resonance scan ($E, \Delta E$)*
- 3) Events selection*
- 4) τ mass fit*

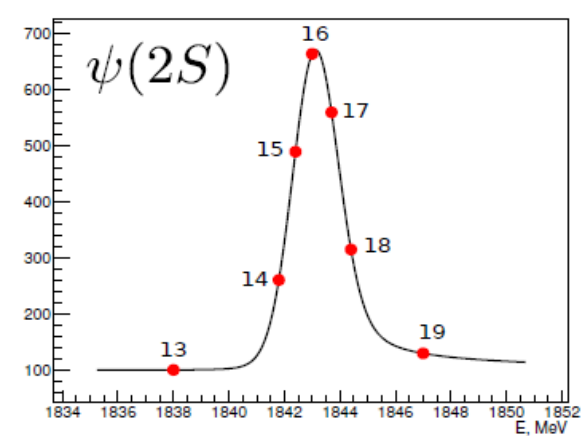
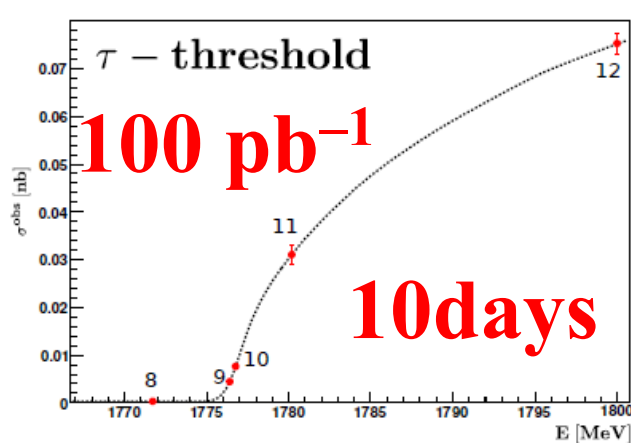
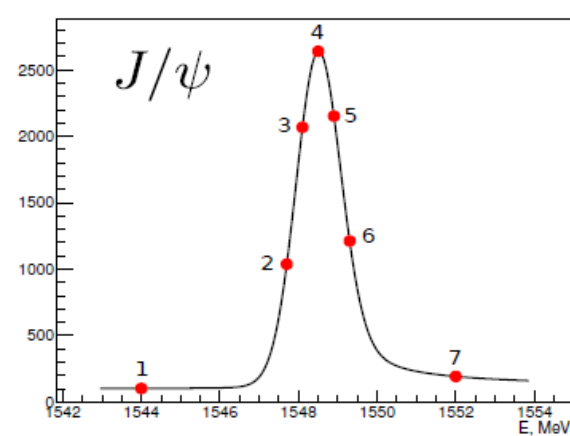
4. Summary

*Most accurate
measurement at
BESIII!*

BINP, Hawaii University,
IHEP, Tsinghua University.

Statistic optimization for scan data taking

1. **N free parameters fit, N energy points is enough**
2. **The optimal position can be obtained by single parameter scan**
3. **Luminosity allocation can be determined analytically or by simulation method**
4. **The uncertainty of τ mass is proportional to the inverse of square root of luminosity**



First circle:

J/ψ scan (7 pts) \rightarrow τ scan (5 pts) \rightarrow ψ' scan (7 pts)

Second circle:

J/ψ scan (7pts) \rightarrow τ scan (pt.9&10) \rightarrow ψ' scan (7 pts)

Final uncertainty
(sta. \oplus sys.) $< 0.1 \text{ MeV}$

τ scan plan / anticipated

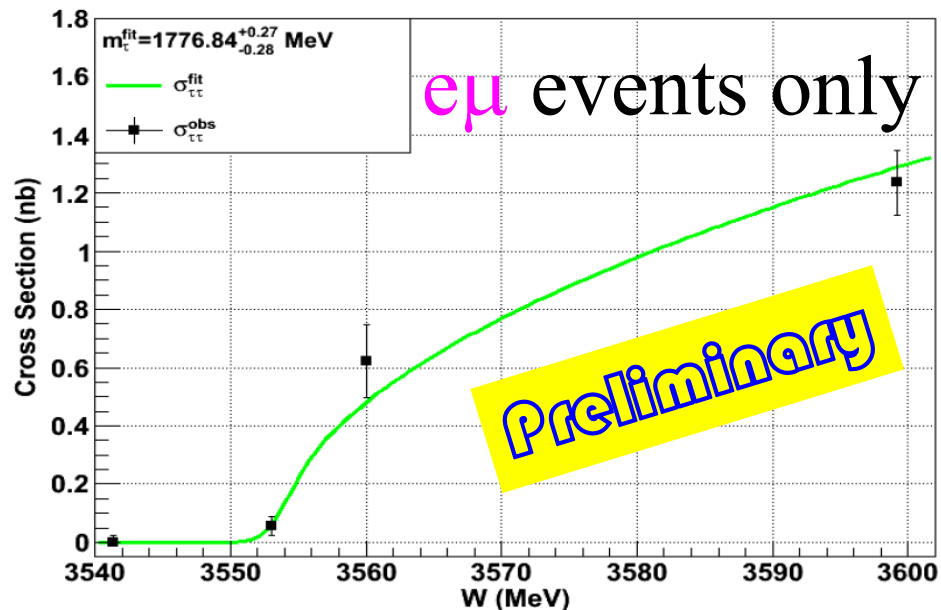
Energy region	order	Beam energy (MeV)	C.M.S energy (MeV)	Integrated lum. (pb^{-1})
Energy points for J/ψ scan	1	1544.0	3088.00	
	2	1547.7	3095.40	
	3	1548.1	3096.20	
	4	1548.5	3097.00	
	5	1548.9	3097.80	
	6	1549.3	3098.60	
	7	1552.0	3104.00	
Energy points for τ scan	8	1771.0	3542.00	14
	9	1776.4	3552.80	14+25
	10	1776.65	3553.30	14+12
	11	1780.2	3560.40	7
	12	1792.0	3584.00	14
Energy points for ψ' scan	13	1838.0	3676.00	
	14	1841.8	3683.60	
	15	1842.4	3684.80	
	16	1843.0	3686.00	
	17	1843.7	3687.40	
	18	1844.4	3688.80	
	19	1847.0	3694.00	

actual τ mass scan

Job	Beam energy (MeV)	Begin Run number	Begin time	End Run number	End time	Int. lum. (pb ⁻¹)
J/psi scan	1544.0	24937	2011/12/22; 10:40:12	24978	2011/12/23; 10:01:35	1.428
	1547.7					
	1548.1					
	1548.5					
	1548.9					
	1549.3					
Energy points for tau scan	1771.0	24984	2011/12/23; 13:12:26	25015	2011/12/24; 14:47:46	4.035
	1776.9	25019	2011/12/23; 18:24:10	25094	2011/12/26; 08:32:34	4.914
	1780.4	25098	2011/12/26; 09:46:24	25141	2011/12/27; 09:38:34	3.671
	1800.0	25142	2011/12/27; 10:26:46	25243	2011/12/29; 08:48:20	9.056
psi' scan	1838.0	25244	2011/12/29; 09:04:32	25337	2011/12/31; 02:31:32	7.245
	1841.9					
	1842.5					
	1843.1					
	1843.8					
	1844.5					
1847.0						

4/14 5/(39+26) 3.7/7 9/14
 28% 7.7% 53% 64%

Sep., 12th, 2013



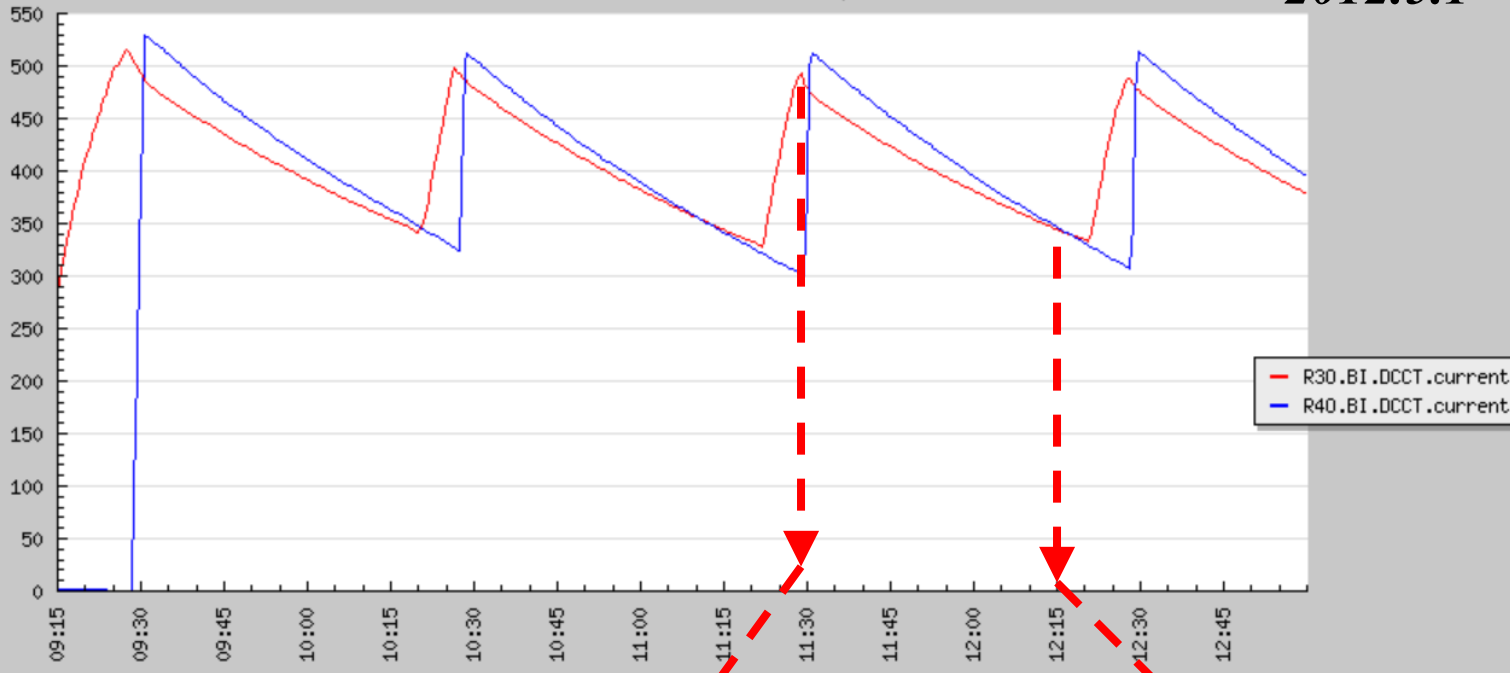
21.75 pb⁻¹ (τ) +
 8.677 pb⁻¹ (J/psi & psi') = 30.348 pb⁻¹ / 9.7 days

Preliminary results:
 (1776.84 ± 0.30) MeV
 0.31 MeV (5 pb⁻¹) →
 < 0.1 MeV (66 pb⁻¹)

Testing scan !!

Details about data analysis

- 1) Energy point determination*
- 2) Resonance scan ($E, \Delta E$)*
- 3) Events selection*
- 4) τ mass fit*



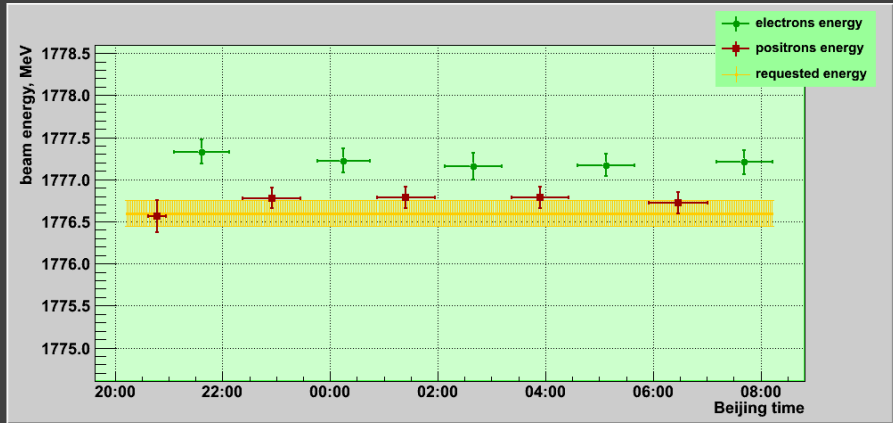
Under the condition of stable running, the data taking time for **BESIII** and **BEMS** almost coincide with each other; but for unstable situation, whatever due to accelerator or detector, the overlap of two kinds of time are complicated, and should be considered carefully, especially for scan data taking.

Two conditions for BEMS data taking control:
1. Accelerator status, beam injection;
2. Time duration of counting, 40-60 minutes.



	Electrons	Positrons
Energy, MeV:	1777.207 ± 0.141	1776.722 ± 0.132
Energy spread, keV:	976 ± 199	1227 ± 168
Measured from:	Sun Dec 25 07:10:25 2011	Sun Dec 25 05:55:33 2011
Measured until:	Sun Dec 25 08:13:01 2011	Sun Dec 25 07:00:35 2011

For resonance scans, the situation is rather

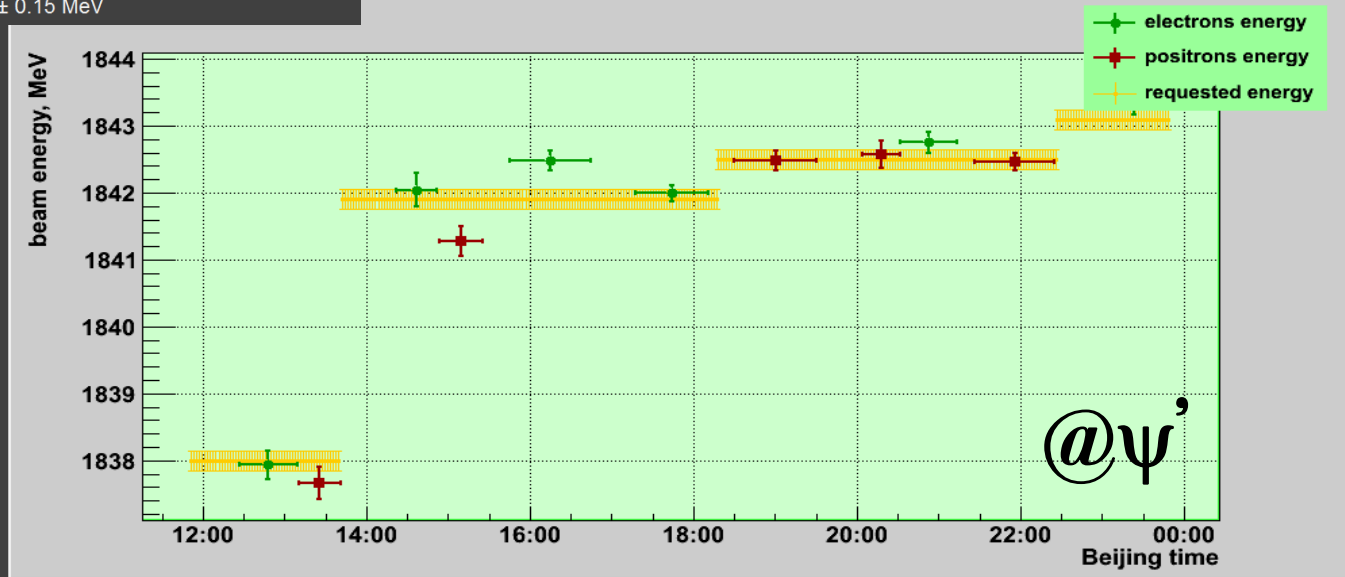


Requested energy is: 1776.60 ± 0.15 MeV

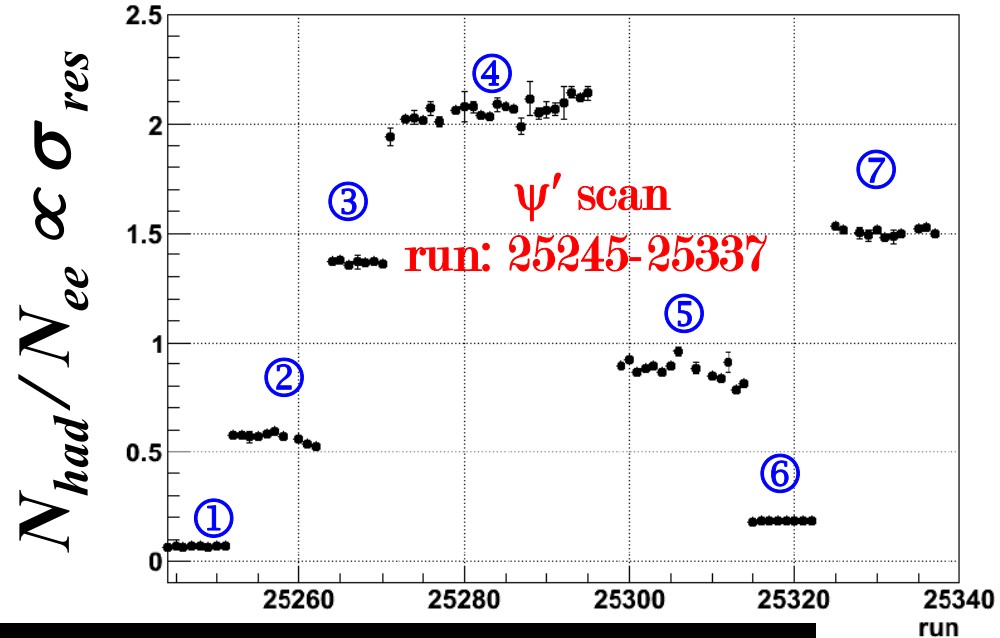
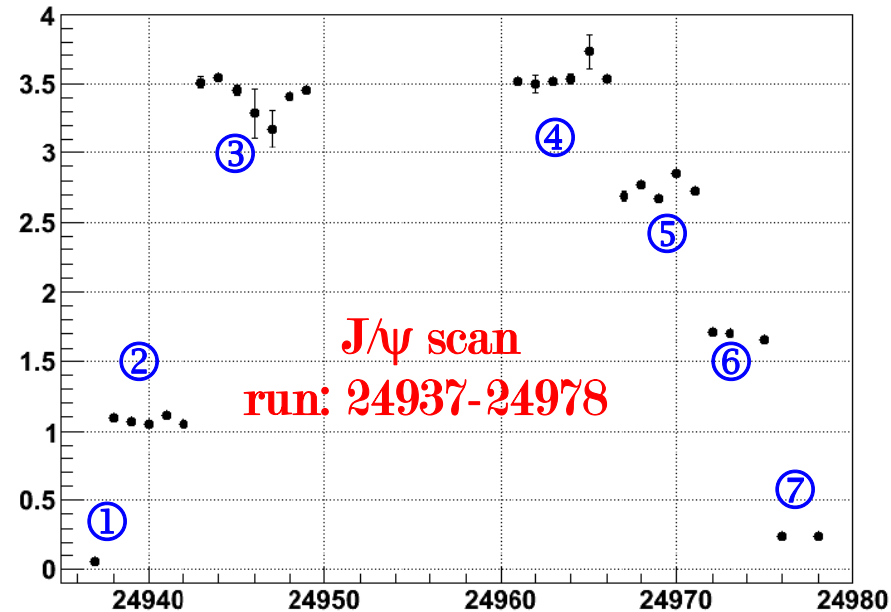
m Energy Measurement System Status (Thu Dec 29 23:50:15 2011)

Electrons	Positrons
1843.323 ± 0.147	1842.458 ± 0.131
1139 ± 226	605 ± 190
Thu Dec 29 22:57:11 2011	Thu Dec 29 21:26:32 2011
Thu Dec 29 23:49:57 2011	Thu Dec 29 22:25:04 2011

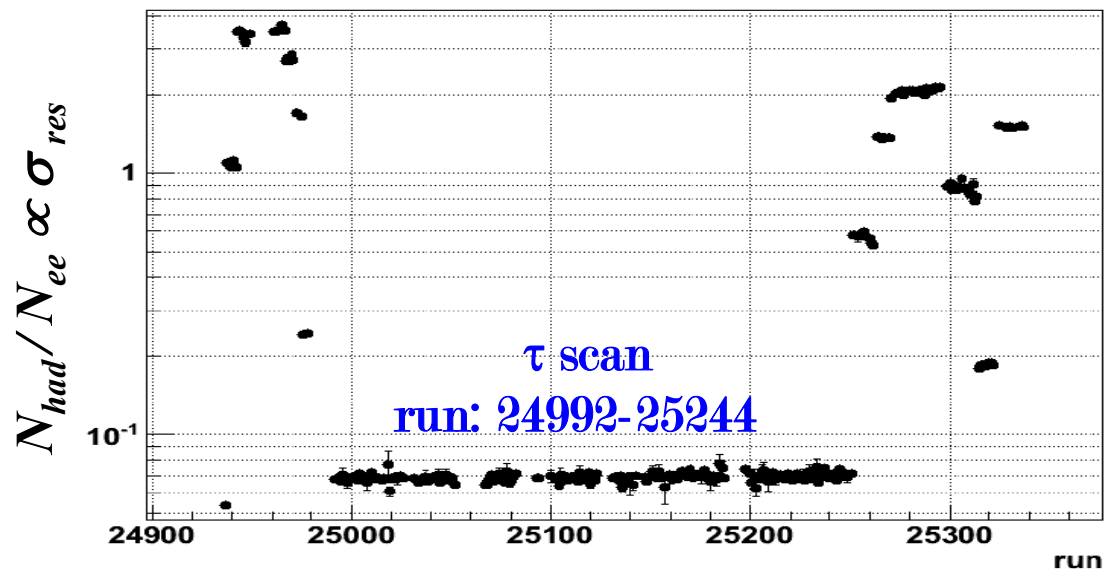
For τ scan, the data time is comparative long, and the running status is fairly stable



Requested energy is: 1843.10 ± 0.15 MeV

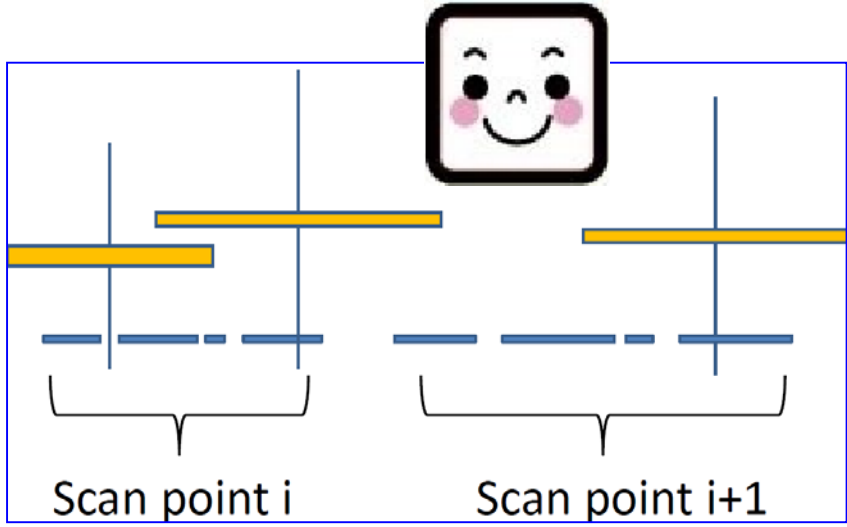


Classification of run by the ratio of N_{had}/N_{ee}

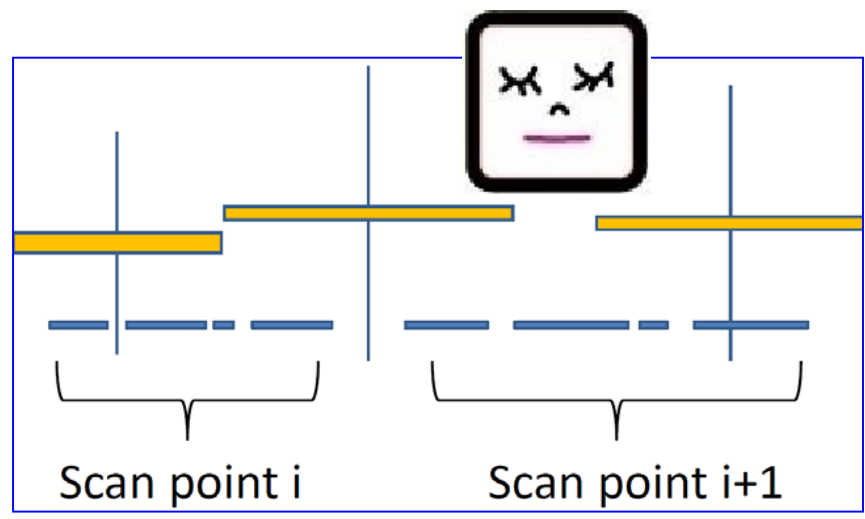
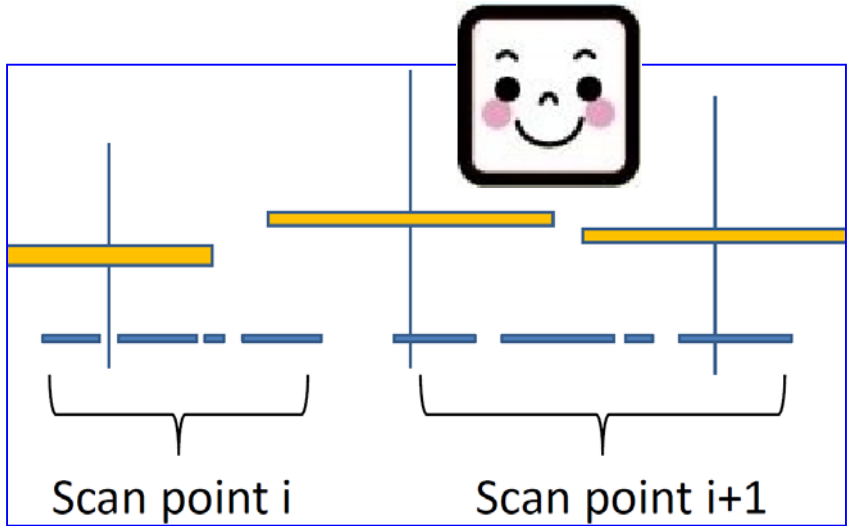


Time matching

- 1) For each scan point, find run0, run1 are the starting and ending run # respectively; and T0 is starting time of run0; T1 is ending time of run1;
- 2) Select E(e+/e-) whose starting time or ending time falls $\geq T0$ and $\leq T1$;
- 3) Abandon E(e+/e-) of the scan point i whose central time $< T1(i-1)$ or $> T0(i+1)$.



 **BEMS d.t time**
 **BES d.t time**



Scan energy	Runs	E_{e^-}	ΔE_{e^-}	E_{e^+}	ΔE_{e^+}	E_{CM}	ΔE_{CM}
1554.0	24937	1544.542	0.135	1544.312	0.217	3088.667	0.256
1547.7	24938-24942	1547.917	0.099	1547.548	0.106	3095.278	0.145
1548.1	24943-24949	1548.692	0.103	1548.171	0.086	3096.676	0.135
1548.5	24959-24966	1549.079	0.109	1548.714	0.075	3097.606	0.133
1548.9	24967-24971	1549.451	0.081	1549.014	0.114	3098.278	0.140
1549.3	24972-24975	1549.566	0.101	1549.438	0.083	3098.817	0.131
1552.0	24976-24978	1552.186	0.088	1551.936	0.107	3103.934	0.139
1771.0	24983-25015	1771.558	0.067	1771.069	0.053	3542.413	0.085
1777.0	25016-25094	1777.307	0.060	1776.730	0.046	3553.822	0.075
1780.4	25100-25141	1780.926	0.055	1780.431	0.065	3561.142	0.085
1800.0	25143-25243	1800.526	0.044	1799.878	0.044	3600.186	0.062
1838.0	25244-25251	1838.183	0.256	1837.940	0.157	3675.901	0.300
1841.9	25252-25262	1842.234	0.112	1841.642	0.281	3683.653	0.303
1842.5	25264-25270	1842.825	0.201	1842.511	0.112	3685.113	0.230
1843.1	25271-25295	1843.560	0.113	1843.000	0.152	3686.337	0.189
1843.8	25325-25337	1844.148	0.126	1843.648	0.095	3687.573	0.158
1844.5	25299-25314	1844.700	0.177	1844.342	0.140	3688.819	0.226
1847.0	25315-25322	1847.141	0.189	1846.597	0.156	3693.515	0.245

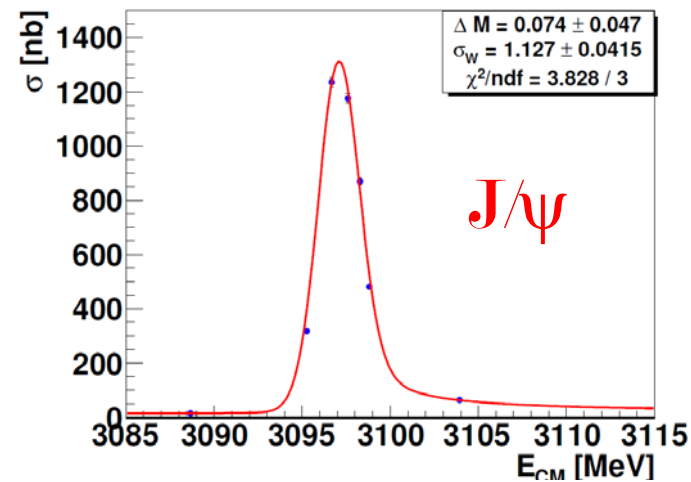
$$E_{cm}^{\sqrt{s}} \approx 2E_{beam} \left(1 - \frac{\alpha^2}{8} \right)$$

Most
 $\delta L/L < 2\%$

Bhabha
 $e^+e^- \rightarrow e^+e^-$
Di-gamma
 $e^+e^- \rightarrow \gamma\gamma$

Scan	E_{CMS} (GeV)	\mathcal{L}_{Bhabha} (nb ⁻¹)	$\mathcal{L}_{\gamma\gamma}$ (nb ⁻¹)	$\mathcal{L}_{Bhabha}/\mathcal{L}_{\gamma\gamma}$
J/ψ	3.0887	77.95 ± 0.81	78.5 ± 1.9	0.993 ± 0.026
	3.0953	223.6 ± 2.6	219.3 ± 3.1	1.020 ± 0.019
	3.0967	247.4 ± 2.1	243.1 ± 3.3	1.018 ± 0.016
	3.0976	202.6 ± 1.8	206.5 ± 3.1	0.981 ± 0.017
	3.0983	223.2 ± 2.2	223.5 ± 3.2	0.999 ± 0.017
	3.0988	213.9 ± 2.2	216.9 ± 3.1	0.986 ± 0.018
	3.1039	312.9 ± 2.4	317.3 ± 3.8	0.986 ± 0.014
τ	3.5424	4283.4 ± 26.5	4252.1 ± 18.9	1.007 ± 0.008
	3.5538	5595.9 ± 34.4	5566.7 ± 22.8	1.005 ± 0.007
	3.5611	3873.0 ± 24.0	3889.2 ± 17.9	0.996 ± 0.008
	3.6002	9581.3 ± 58.5	9553.0 ± 33.8	1.003 ± 0.007
ψ'	3.6759	788.2 ± 5.5	787.0 ± 7.2	1.001 ± 0.012
	3.6837	835.4 ± 6.2	823.1 ± 7.4	1.015 ± 0.012
	3.6851	836.7 ± 6.0	832.4 ± 7.5	1.005 ± 0.012
	3.6863	1209.4 ± 8.0	1184.3 ± 9.1	1.021 ± 0.010
	3.6876	1672.8 ± 11.1	1660.7 ± 11.0	1.007 ± 0.009
	3.6888	788.7 ± 5.6	767.7 ± 7.2	1.027 ± 0.012
	3.6935	1497.3 ± 9.8	1470.8 ± 10.3	1.018 ± 0.010

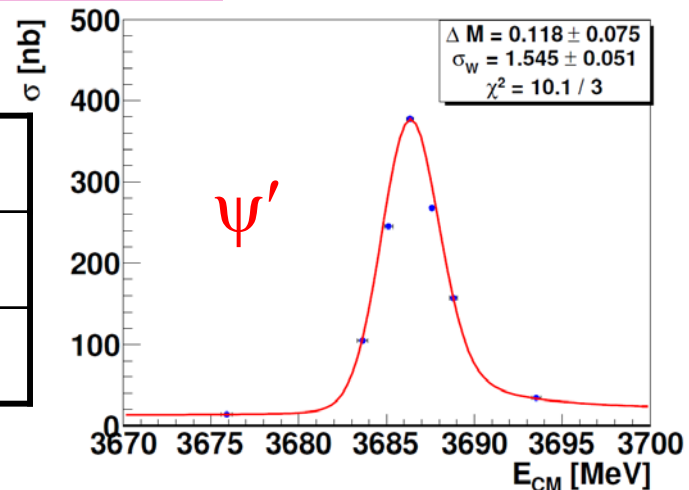
Fit results for J/ψ & ψ'



J/ψ

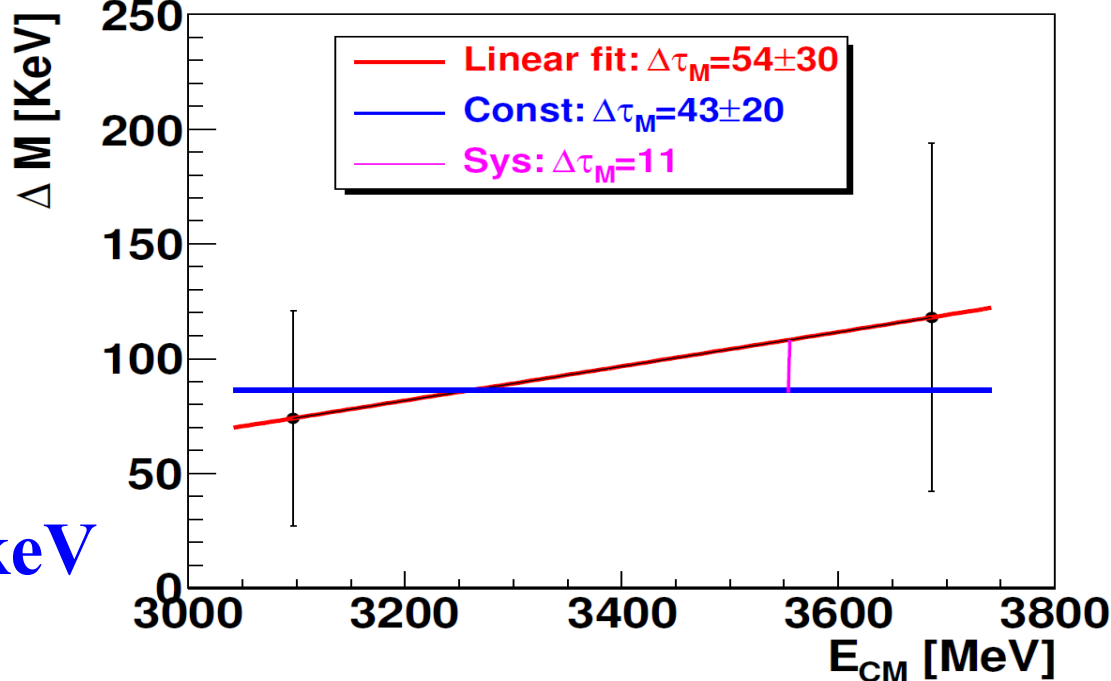
$$\Delta M = M_{\text{fit}} - M_{\text{PDG}}$$

Scan	ΔM / keV
J/ψ	$74 \pm 47 \pm 33$
ψ'	$118 \pm 76 \pm 9$



ψ'

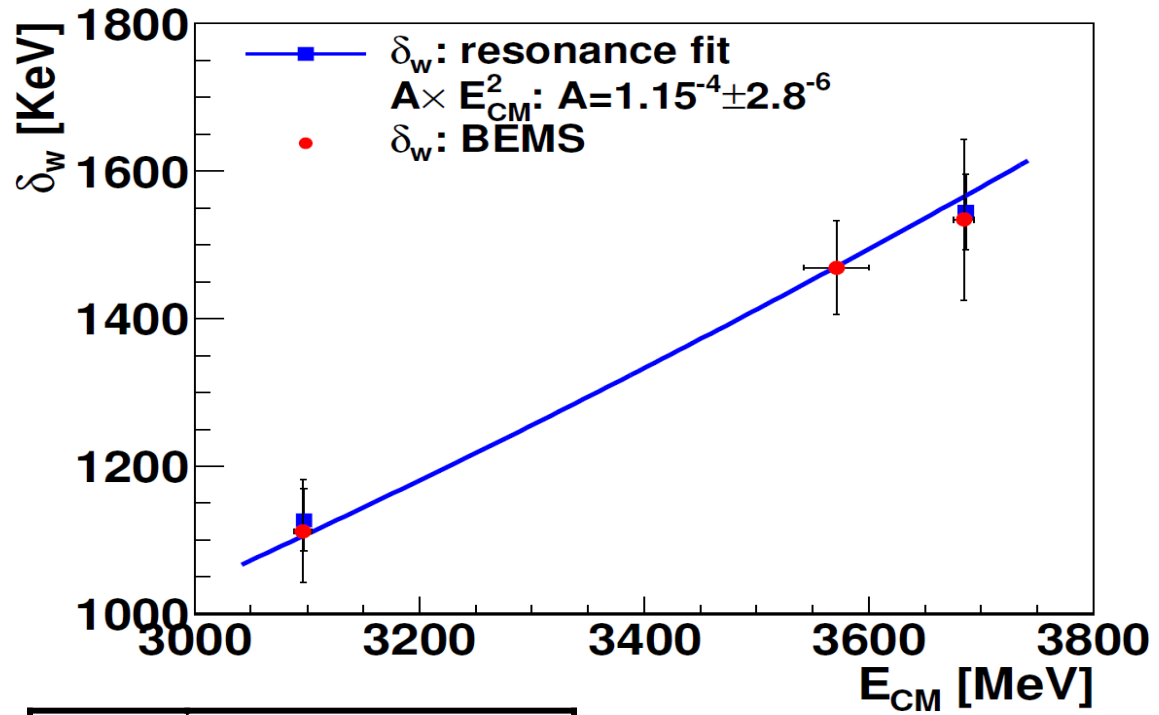
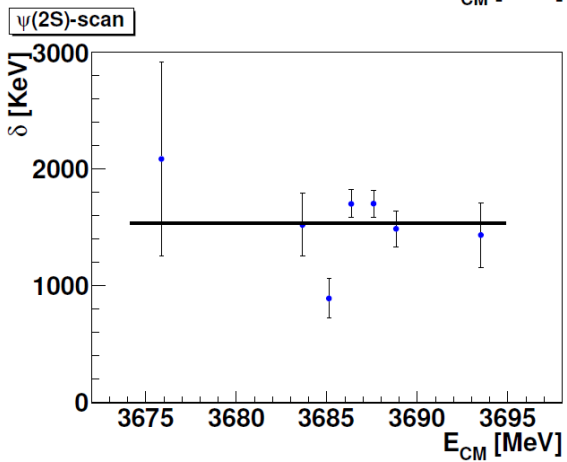
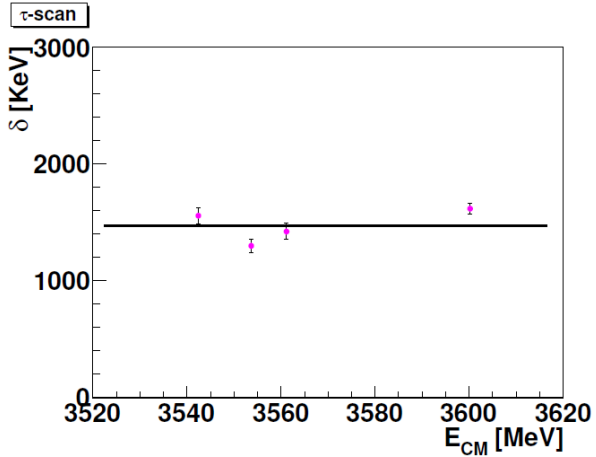
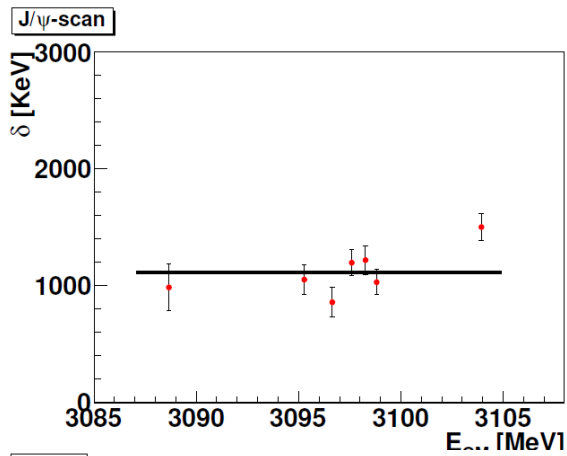
$\delta M_\tau = 54$
 ± 30 (stat.)
 ± 33 (sys.)
keV



$\Delta E_{\text{Scale}} \approx 90$ keV

effect of ΔM on δM_τ due to energy scale

Fit results for J/ψ , τ and ψ' from BEMS data



Scan	ΔM / keV
Measured from BEMS	
J/ψ	1111.9 ± 69.7
τ	1469.2 ± 63.7
ψ'	1534.3 ± 108.8
Fit from Scan Curve	
J/ψ	$1127 \pm 42 \pm 42$
ψ'	$1545 \pm 51 \pm 22$

effect of Δ Spread on δM_τ due to energy spread

$\Delta E_{\text{Spread}} \approx 12 \text{ keV}$

Event Selection

Partial information,
not the full list !

PID	p (GeV/c)	EMC	TOF	MUC	other
e	$p_{min} < p < p_{max}$	$0.8 < E/p < 1.05$	$ \Delta tof(e) < 0.2$ $0 < tof < 4.5$		
μ	$p_{min} < p < p_{max}$	$E/p < 0.7$ $0.1 < E < 0.3$	$ \Delta tof(\mu) < 0.2$	$(depth > 80 \times p - 50$ or $depth > 40)$ and $numhits > 1$	
π	$p_{min} < p < p_{max}$	$E/p < 0.6$	$ \Delta tof(\pi) < 0.2$ $0 < tof < 4.5$		not μ
K	$p_{min} < p < p_{max}$	$E/p < 0.6$	$ \Delta tof(K) < 0.2$ $0 < tof < 4.5$		not μ

The detection efficiency for different
final states at different scan points

scan point	Efficiency (%)								
	ee	$e\mu$	eh	$\mu\mu$	μh	hh	$e\rho$	$\mu\rho$	$\pi\rho$
2	17.1	21.8	32.4	14.2	15.3	25.6	9.9	5.5	9.1
3	17.6	23.2	34.9	14.0	16.9	29.3	10.4	6.1	8.9
4	17.8	23.1	36.2	13.9	17.7	34.5	10.8	5.3	12.8

No good photon: $N_\gamma = 0$

Good photon:

1) $0 < TDC < 14$, (unit: 50ns)

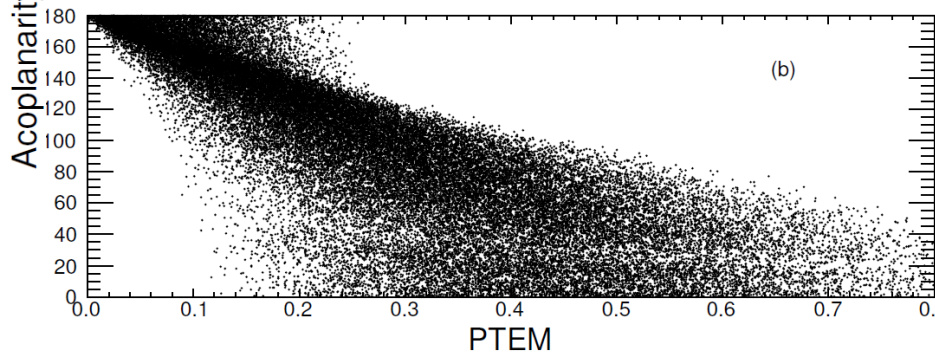
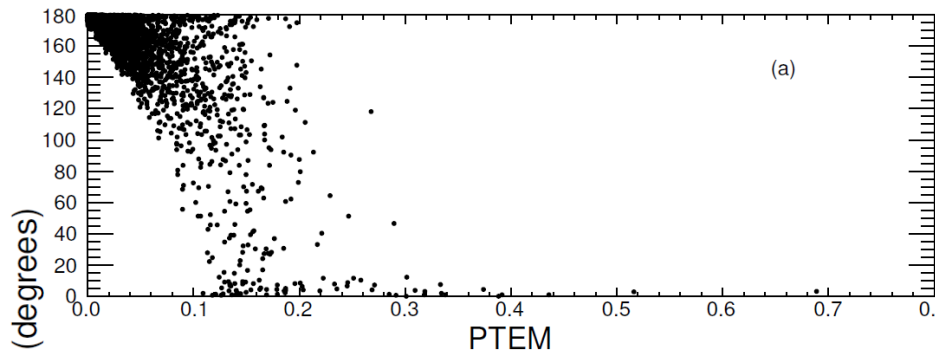
2) $|\cos\theta| < 0.8$, $E > 25$ MeV

3) $0.84 < |\cos\theta| < 0.92$, $E > 50$ MeV

4) $\theta_{\gamma c} > 20$

6

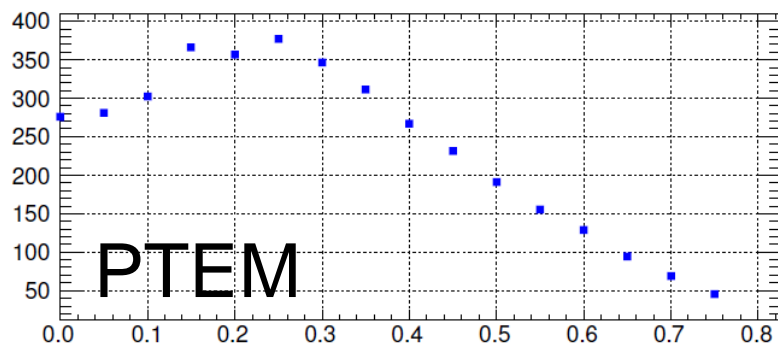
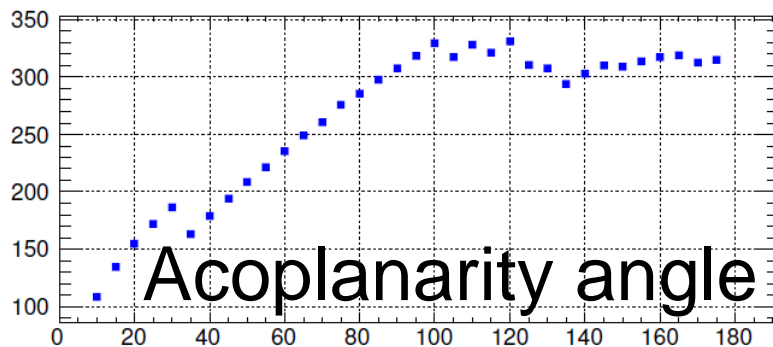
Event Selection and optimization



final state	acoplanarity angle	PTEM
ee	$\theta_{acop} > 10$	PTEM > 0.3
$e\mu$	$\theta_{acop} < 160$	PTEM > 0.1
$e\pi$	$\theta_{acop} < 170$	PTEM > 0.1
eK	$\theta_{acop} < 170$	
$\mu\mu$	$\theta_{acop} < 140$	
μh	$\theta_{acop} < 140$	
hh	$\theta_{acop} < 160$	
$e\rho$	$\theta_{acop} < 170$	
$\mu\rho$	$\theta_{acop} < 150$	
$\pi\rho$		

$$PTEM = \frac{P_T}{E_{miss}^{max}} = \frac{(\vec{P}_1 + \vec{P}_2)_T}{W - |\vec{P}_1| - |\vec{P}_2|}$$

$$\frac{S}{\sqrt{S + B}}$$




MC sample

The number of observed events and that of normalized MC samples are consistent within errors.

final state	1		2		3		4		total	
	Data	MC	Data	MC	Data	MC	Data	MC	Data	MC
ee	0	0	4	3.7	13	12.2	84	76.1	101	91.9
$e\mu$	0	0	8	9.2	35	31.3	168	192.7	211	233.1
$e\pi$	0	0	8	8.6	33	29.6	202	184.5	243	222.7
ek	0	0	0	0.5	2	1.8	15	16.9	18	19.3
$\mu\mu$	0	0	2	2.9	8	9.2	49	56.3	59	68.4
$\mu\pi$	0	0	4	3.9	11	14.0	89	86.7	104	104.7
μk	0	0	0	0.2	3	0.8	7	9.0	10	10.1
$\pi\pi$	0	0	1	1.0	5	7.7	57	54.0	63	63.8
πk	0	0	1	0.3	0	0.8	10	8.2	11	9.3
kk	0	0	0	0.0	1	0.1	1	0.3	2	0.4
$e\rho$	0	0	3	6.1	19	20.6	142	132.0	164	158.7
$\mu\rho$	0	0	8	3.3	18	11.8	52	62.3	68	78.5
$\pi\rho$	0	0	5	3.4	15	10.8	97	96.0	117	110.2
Total	0	0	44	44.2	153	150.8	974	976.1	1171	1171.1

Total consistency is fairly well!

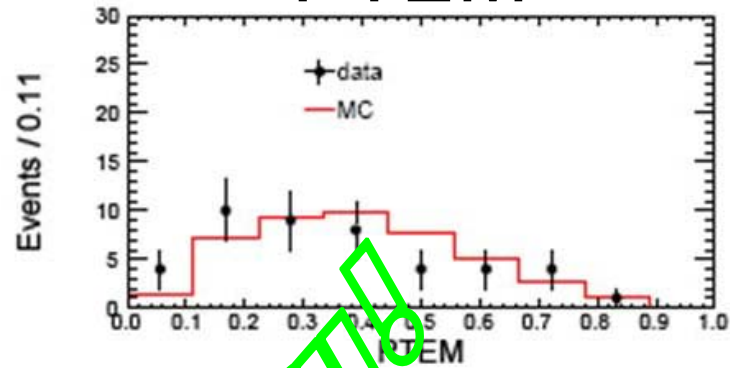
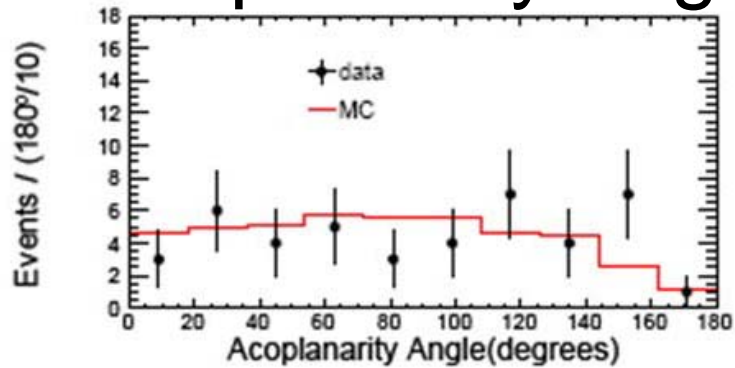


Data 1171
MC 1171.1

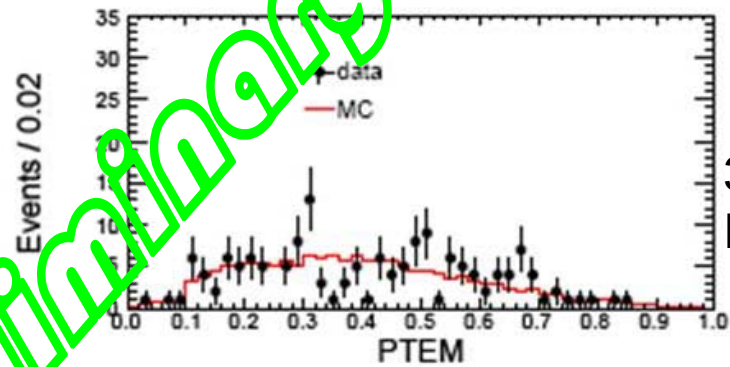
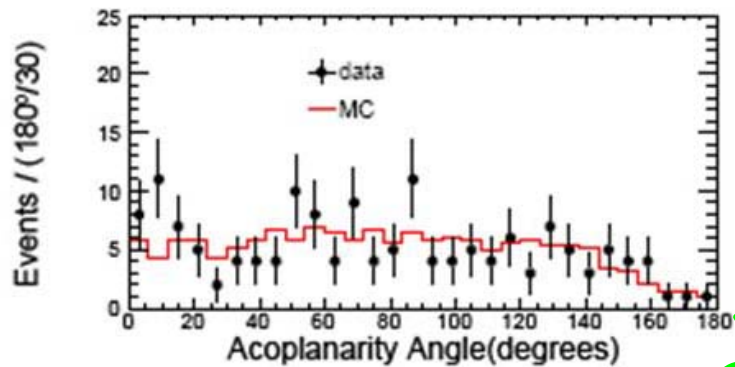
Preliminary!

Acoplanarity angle

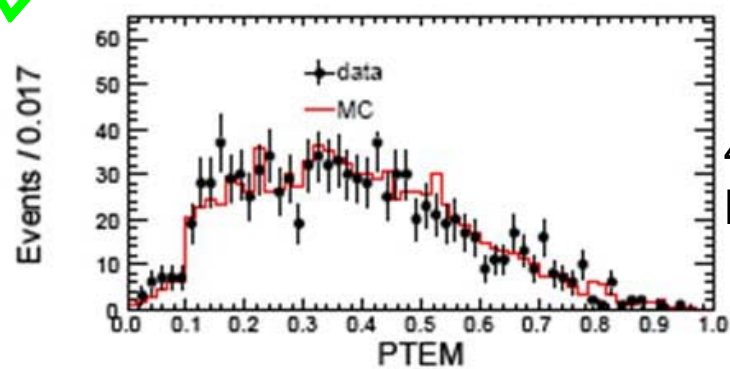
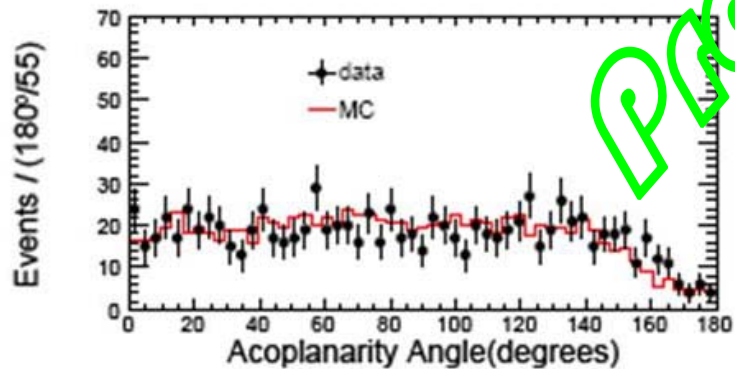
PTEM



2-point
 $E_{cm} = 3553.8$ MeV



3-point
 $E_{cm} = 3561.1$ MeV

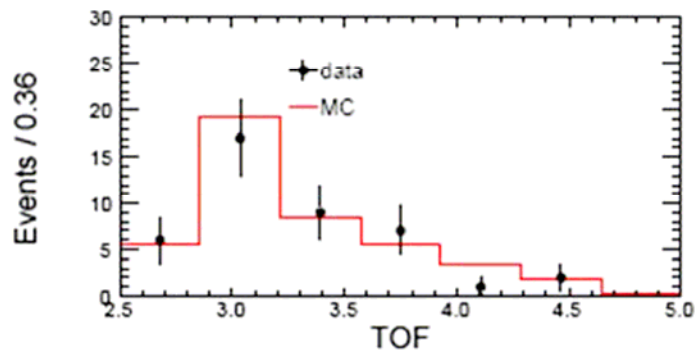
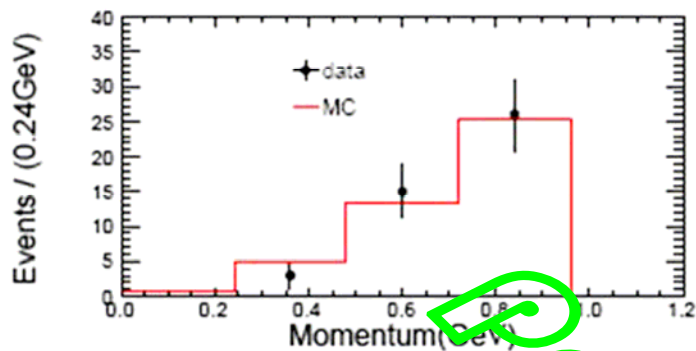


4-point
 $E_{cm} = 3600.2$ MeV

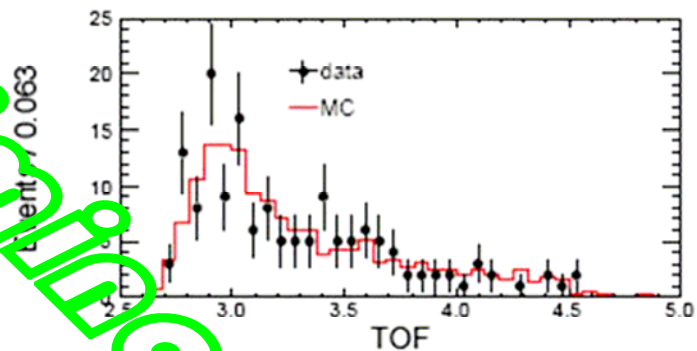
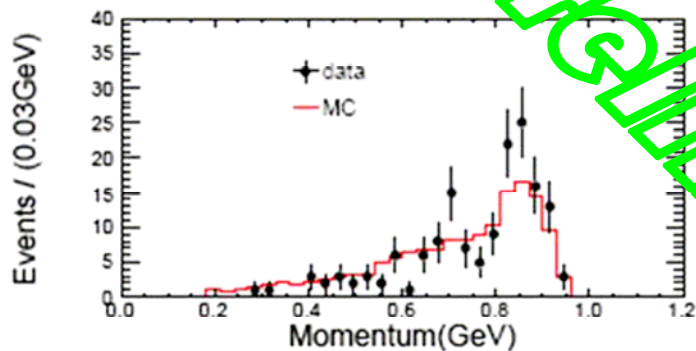
PRELIMINARY

Momentum of charged tracks

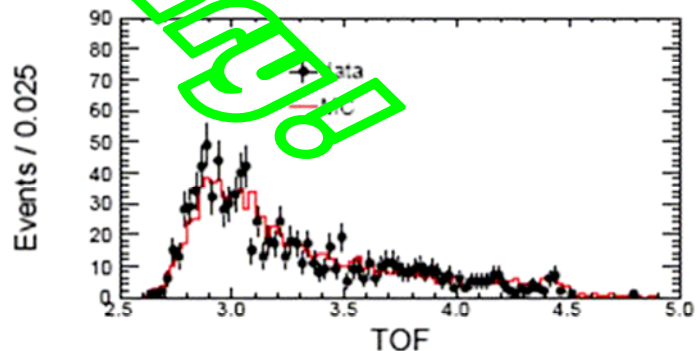
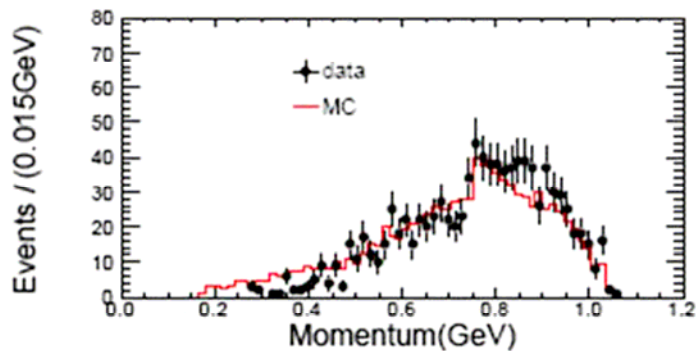
TOF of charged tracks



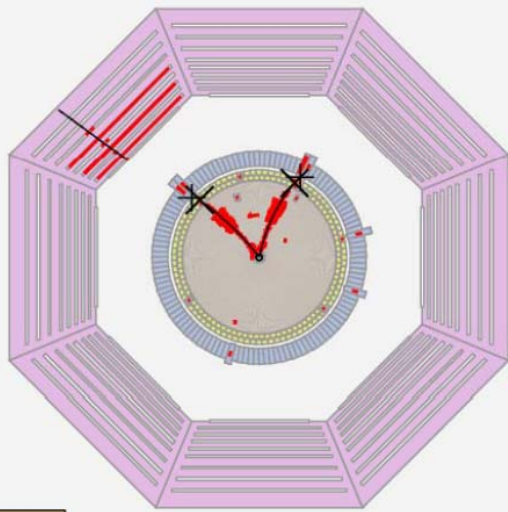
2-point
 $E_{cm} = 3553.8$ MeV



3-point
 $E_{cm} = 3561.1$ MeV

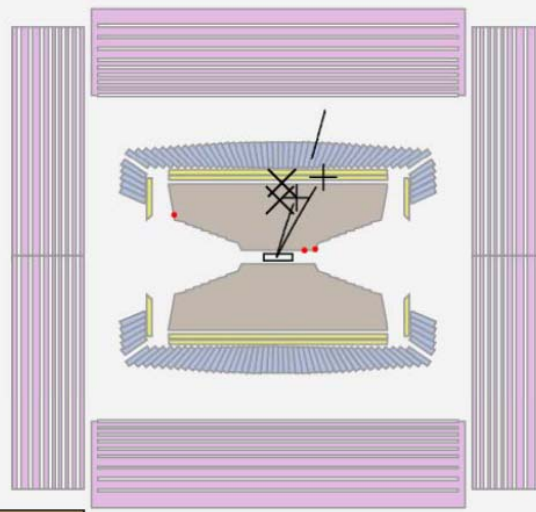


4-point
 $E_{cm} = 3600.2$ MeV



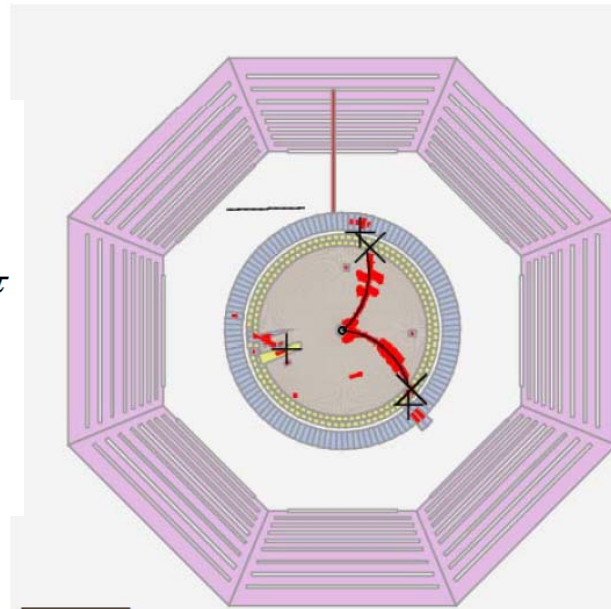
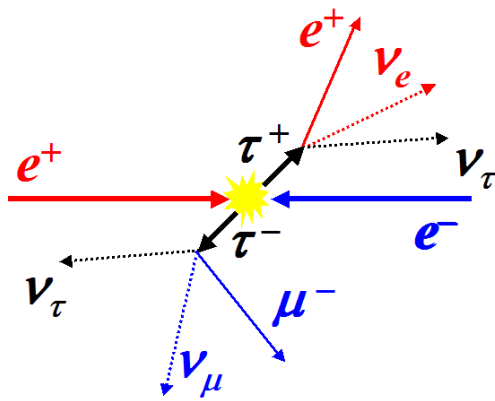
XY View

Event-541243



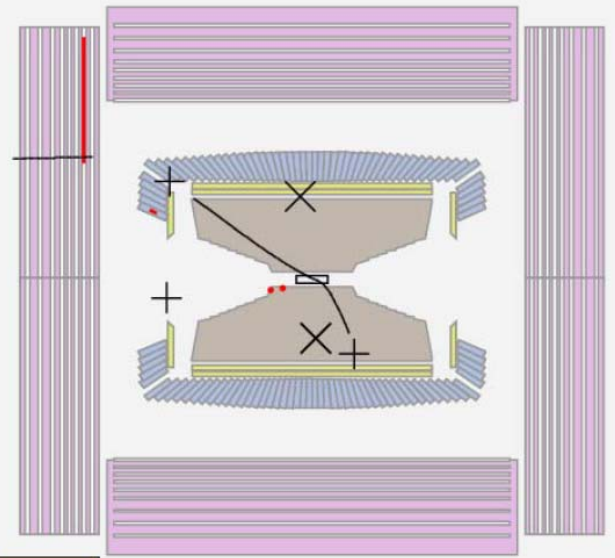
ZR View

Event display for τ -pair decay to $e \mu$ final state @ τ -pair threshold

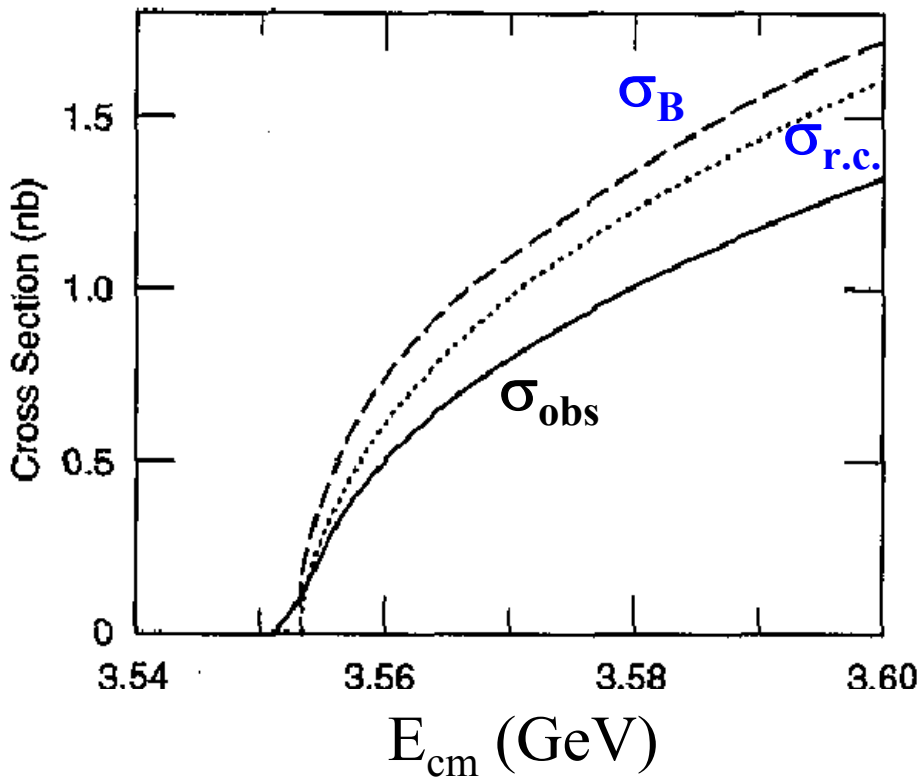


XY View

Event-1269320



ZR View



$$LF = \prod_{i=1}^n P_i, \quad P_i = \frac{\mu_i^{N_i} e^{-\mu_i}}{N_i!}$$

$$\mu_i(m_\tau, s_i) = \mathcal{L}_i \cdot [\varepsilon \cdot \mathcal{B}_f \cdot \sigma_{obs}(m_\tau, s_i) + \sigma_{BG}]$$

$$G(\sqrt{s}, \sqrt{s'}) = \frac{1}{\sqrt{2\pi}\Delta} \cdot \exp\left[-\frac{(\sqrt{s'} - \sqrt{s})^2}{2\Delta^2}\right]$$

$$\sigma_{obs}(m_\tau, s_i) = \int_0^\infty \sigma_{r.c.}(m_\tau, s') \cdot G(\sqrt{s}, \sqrt{s'}) d\sqrt{s'}$$

$$\sigma_{r.c.}(m_\tau, s) = \int_0^{1 - \frac{4m_\tau^2}{s}} dx F(x) \frac{\sigma_B[m_\tau, s(1-x)]}{|1 - \Pi[s(1-x)]|^2}$$

F(x): E.A.Kuraev, V.S.Fadin, Sov.J.Nucl.Phys. 41(1985)466;

Π(s): F.A. Berends et al., Nucl. Phys. B57 (1973)381.

Theoretical accuracy of cross section at the level of 0.1%

$$\sigma(W) = \frac{1}{\sqrt{2\pi}\Delta_E} \int_0^{+\infty} dW' e^{-(W'-W)^2/2\Delta_E^2} \int_0^{\beta^2} dx F_i(x, W') \sigma^0(W' \sqrt{1-x})$$

Energy Spread

ISR correction

Coulomb Correction

FSR Correction

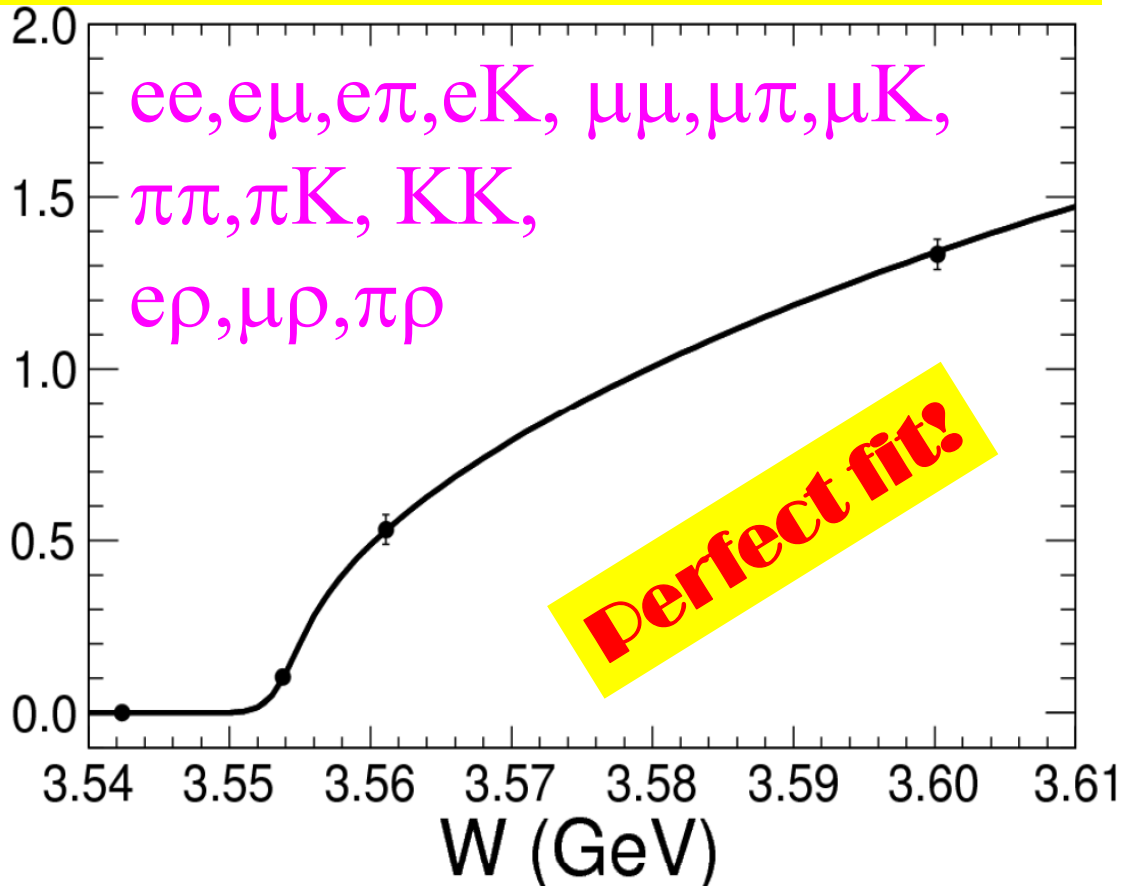
Vacuum Polarization Correction

$$\sigma^0(W) = \frac{4\pi\alpha^2}{3W^2} \frac{\beta(3-\beta^2)}{2} \frac{F_c(\beta) F_r(\beta)}{[1-\Pi(W)]^2}$$

τ mass measurement

Systematic errors	
Source	keV
Theo.	10
E _{Spread}	12
E _{Scale}	90
E _{Selection}	50
Eff.	48
Bg. shape	40
Lum.	6
Sum	122

Cross Section (nb)



Hawaii university of USA; Tsinghua university of China; IHEP at Beijing; BINP at Novosibirsk

PDG2012: 1776.82 ± 0.16 MeV

$$M_\tau = 1776.91 \pm 0.12 \text{ (stat.)} \pm 0.12 \text{ (sys.) MeV}$$

$$\delta M_\tau = 0.171 \text{ MeV}, \delta M_\tau / M_\tau = 9.6 \times 10^{-5}.$$

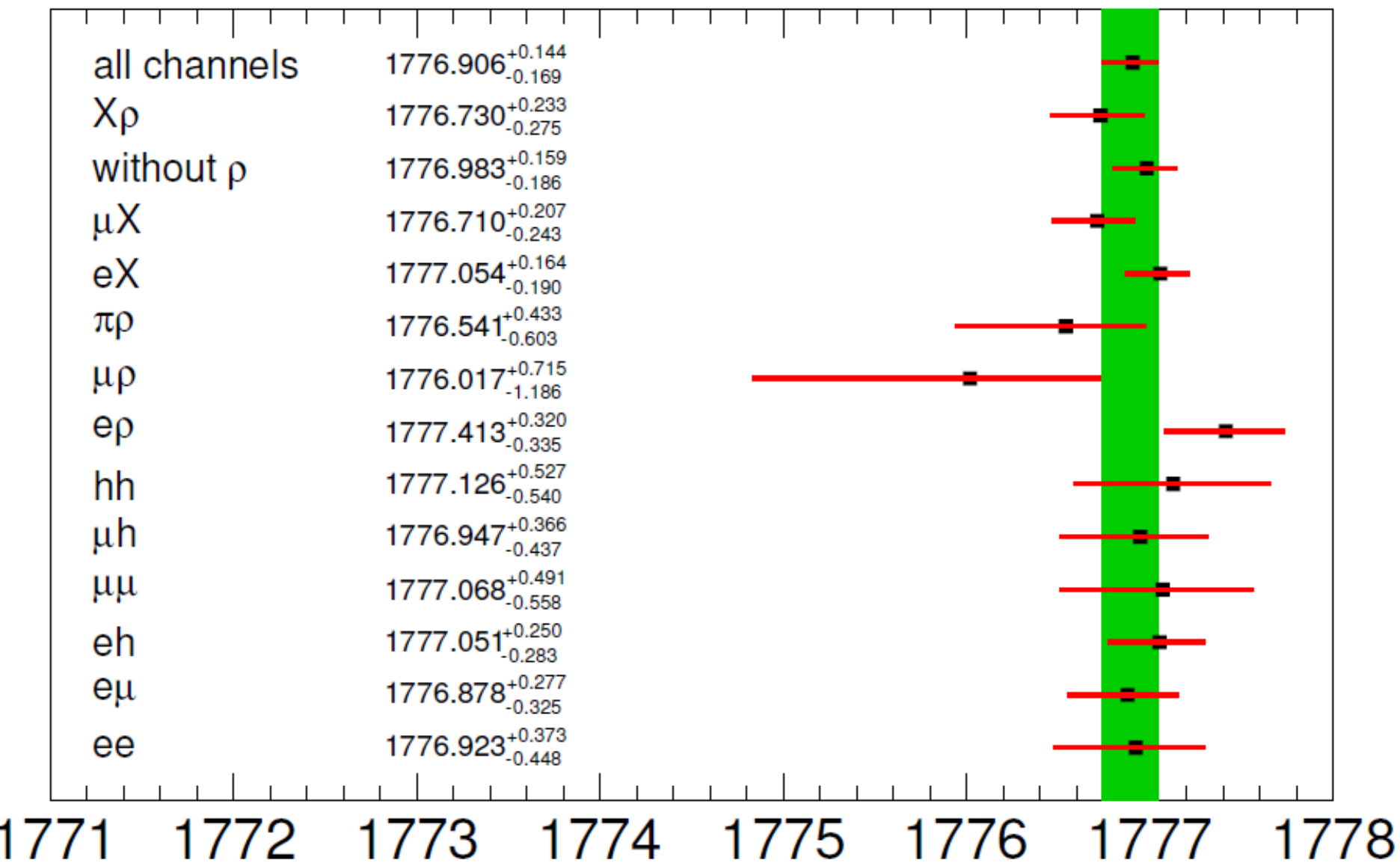
Summary

- 1. BESIII: $M_\tau = 1776.91 \pm 0.17$ MeV,
PDG12: $M_\tau = 1776.82 \pm 0.16$ MeV;**
- 2. Universality will be tested at the level of 0.5‰; and Koide identity is established within the error of 57 keV;**
- 3. Experience is acquired from the present data analysis, more detailed plan are made for the finer τ mass scan in the future.**

谢谢

THANKS

Backup



Tau mass scan is actually an accelerator experiment

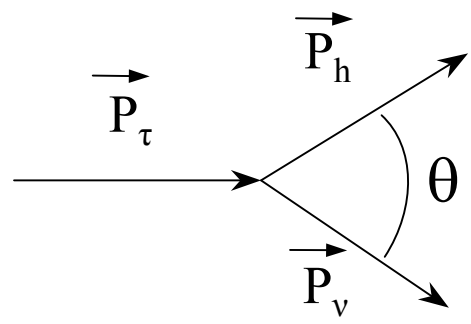
Tau mass scan

Expected luminosity (speed of data accumulation) is 0.3 pb-1/hour. Expected time of hitting to energy point is 1 day (3 steps x 4+4 measurements of electron/positron beam energy). Then it will take about 29 days to do experiment.

Beam energy, Mev	1771.0	1776.6	1777.0	1780.4	1800.0	Psi prime scan	1776.6	1777.0	J/psi scan
Integrated luminosity, pb-1	14	14	14	7	14		25	12	
Time of data aquisition, days	3	3	3	2	3	4	4,5	2,5	4

Old plan 10 days → New plan: 29 days

Pseudomass method



All in CMS

$$M_{\min} \leq M_{\tau}$$

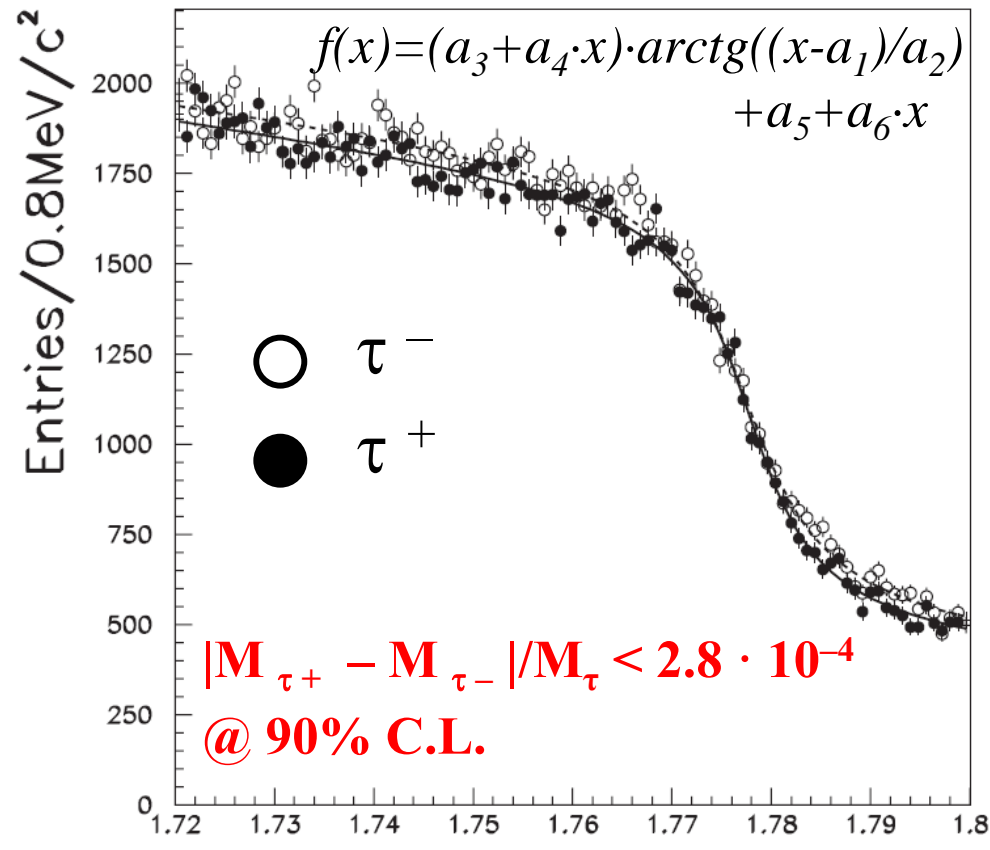
$$M_{\min}^2 = M_h^2 + 2(E_{\tau} - E_h)(E_h - P_h)$$

$E_{\tau} = E_{\text{beam}}$: beam energy, run dependence is corrected

E_h : hadron system energy

P_h : hadron system momentum

M_h : mass of the hadron system

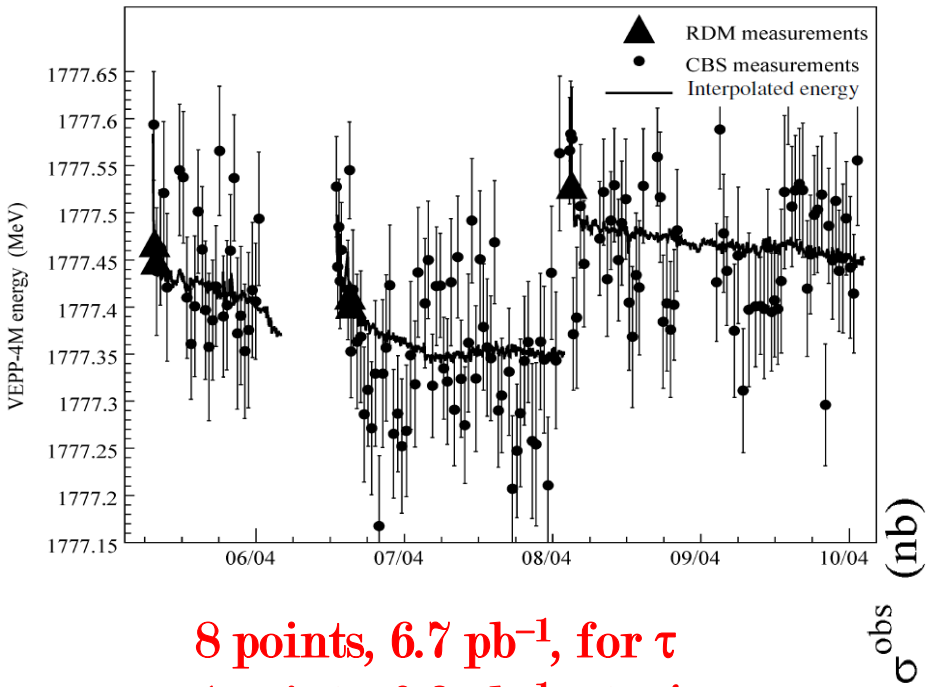


Data : 414 fb⁻¹ M_{\min} (GeV/c²)

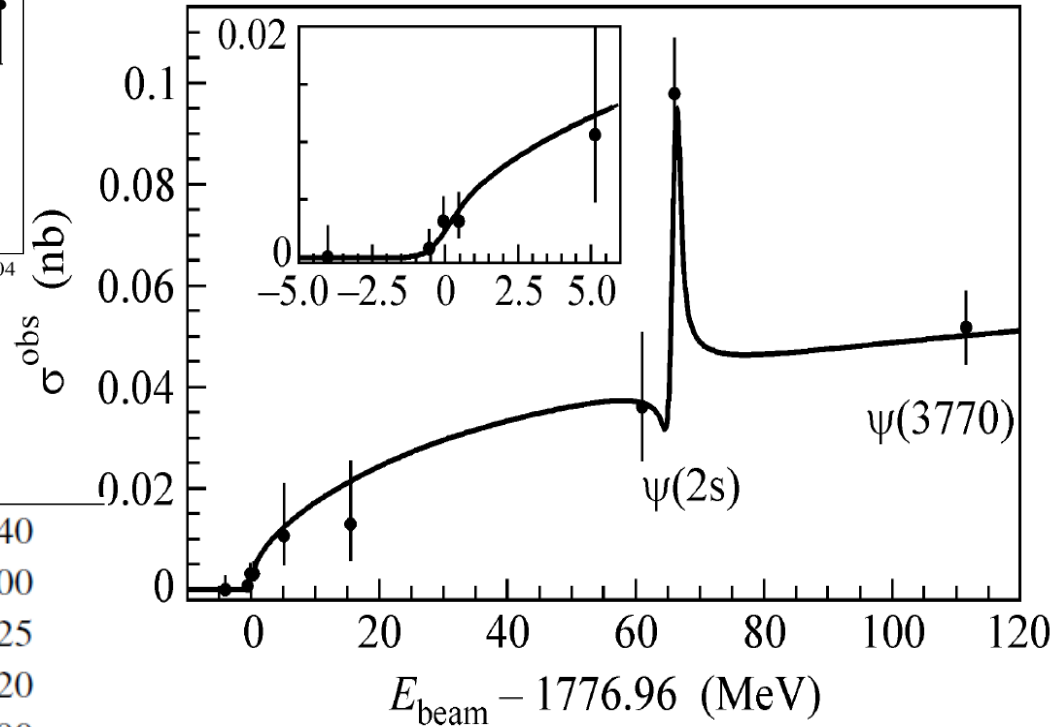
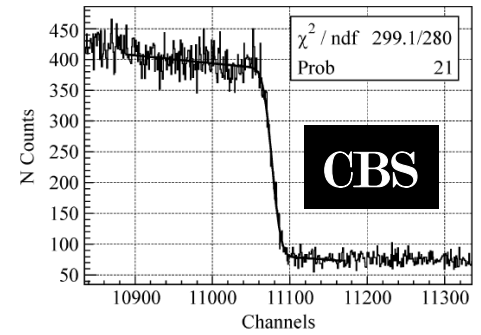
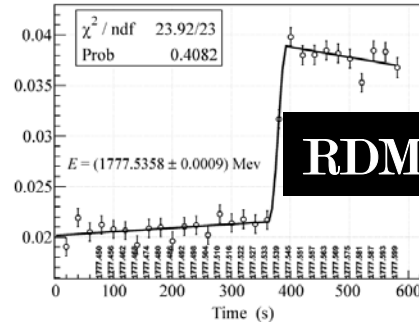
$M_{\tau} = 1776.61$
 $\pm 0.13(\text{stat.})$
 $\pm 0.35(\text{sys.}) \text{ MeV}$
(Belle:PRL99,011801)

Source of systematics	σ , MeV/c ²
Beam energy and tracking system	0.26
Edge parameterization	0.18
Limited MC statistics	0.14
Fit range	0.04
Momentum resolution	0.02
Model of $\tau \rightarrow 3\pi\nu_{\tau}$	0.02
Background	0.01
Total	0.35

Threshold scan method



8 points, 6.7 pb^{-1} , for τ
1 points, 0.8 pb^{-1} , at ψ'



$$M_\tau = 1776.81_{-0.23}^{+0.25} \pm 0.15 \text{ MeV}$$

$$\sigma M_\tau / M_\tau = 1.64 \times 10^{-4}$$

Beam energy determination	40
Detection efficiency variations	100
Energy spread determination accuracy	25
Energy dependence of the background	20
Luminosity measurement instability	90
Beam energy spread variation	15
Cross section calculation (r.c., interference)	30
Sum in quadrature	150

CM energy setting

$$E_{cm}^{AA} = (E_{e^+} + E_{e^-}) \cdot \cos \frac{\alpha}{2}$$

$$E_{cm}^{GA} = 2\sqrt{E_{e^+}E_{e^-}} \cdot \cos \frac{\alpha}{2}$$

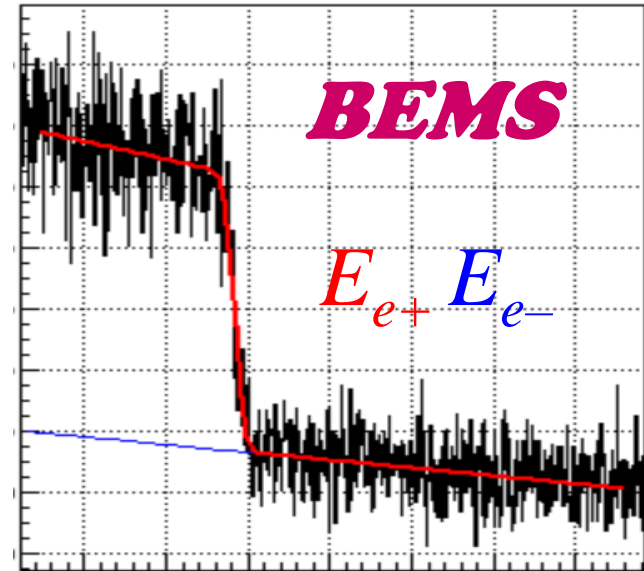
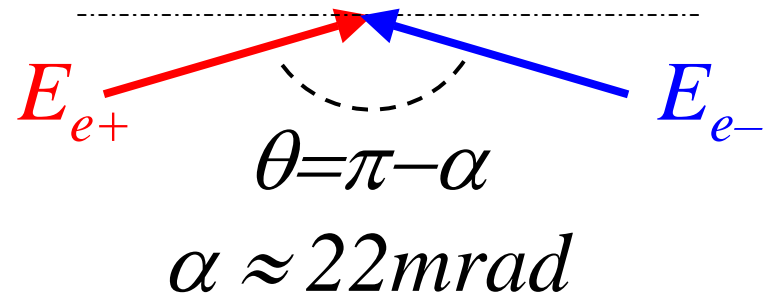
$$E_{cm}^{GA} \approx E_{cm}^{GA} \approx 2E_{beam} \left(1 - \frac{\alpha^2}{8} \right)$$

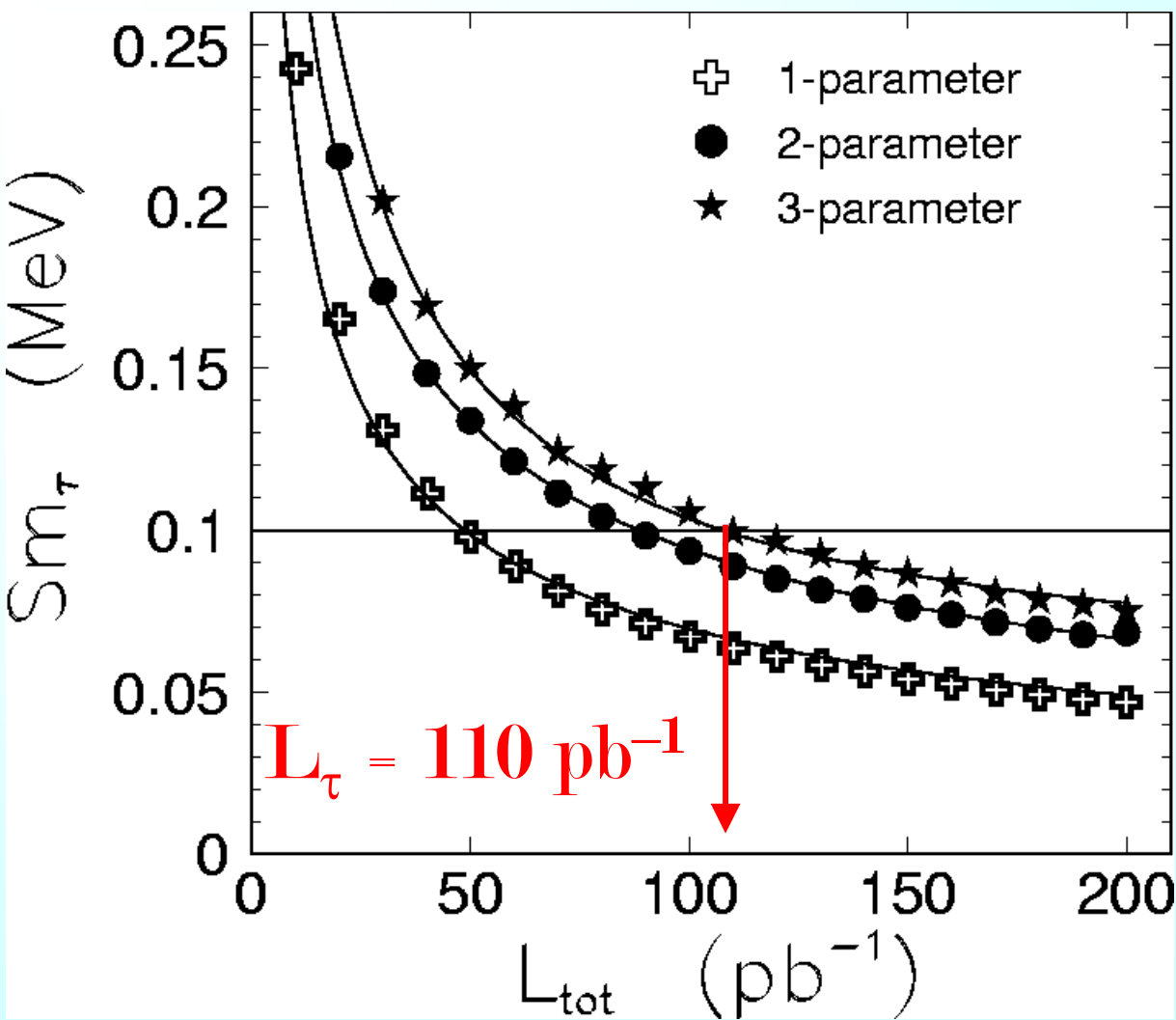
$E_{cm}^{GA} \approx E_{cm}^{GA} \approx E_{cm}^{\sqrt{s}}$
 α -effect $\approx 6 \times 10^{-5}$,
 0.11 MeV @ τ threshold

$$E_{cm}^{\sqrt{s}} \approx 2E_{beam} \left(1 - \frac{\alpha^2}{8} \right)$$

$$E_{cm}^{\sqrt{s}} = \sqrt{2m_e^2 + 2E_{e^+}E_{e^-} - 2\sqrt{E_{e^+}^2 - m_e^2}\sqrt{E_{e^-}^2 - m_e^2} \cdot \cos(\pi - \alpha)}$$

$$S = (E_{e^+} + E_{e^-})^2 - (p_{e^+} + p_{e^-})^2$$





Optimization study:
 Chin. Phys. C 2009,
 33:501-507 ;
 Y.K. Wang,
 J.Y. Zhang,
 X.H. Mo,
 C.Z. Yuan.

Only based on
 e μ event !!
 Only Statistics
 uncertainty !!

$$1 = M_\tau, \quad 2 = \varepsilon, \quad 3 = \sigma_{\text{BG}};$$

$$L_1 : L_2 = 3 : 1, \quad L_1 : L_{\text{tot}} = 10\%, \quad \delta M_\tau \propto (\sqrt{L})^{-1};$$

